

# UK REGIONS

## London

- South East (excluding London)
- Berkshire
- Buckinghamshire
- East Sussex
- Hampshire
- Isle of Wight
- Kent
- Oxfordshire
- Surrey
- West Sussex

## South West

- Bristol
- Cornwall
- Devon
- Dorset
- Gloucestershire
- Somerset
- Wiltshire

## East Midlands

- Leicestershire
- Lincolnshire
- Northamptonshire
- Nottinghamshire
- Derbyshire

## West Midlands

- Birmingham
- Warwickshire
- Worcestershire
- Staffordshire
- Shropshire
- Herefordshire

## East Anglia

- Bedfordshire
- Cambridgeshire
- Essex
- Hertfordshire
- Norfolk
- Suffolk

## North West

- Greater Manchester
- Merseyside
- Lancashire
- Cumbria
- Cheshire

## Yorkshire & Humberside

- West Yorkshire
- South Yorkshire
- North Yorkshire
- East Riding of Yorkshire

## North East

- Tyne & Wear
- Northumberland
- County Durham

## Scotland

## Wales









## Northern Ireland








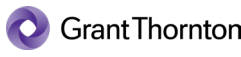












# JOB FINDER










*A summary of job opportunities offered*





















COMPANY	EMPLOYEE NUMBERS			OPPORTUNITIES OFFERED						OFFICE LOCATIONS BY REGION											
	No. of Employees	No. of Partners	No. of Trainees	Graduate Jobs	Placements	Internships	Insight Days	School Leaver Schemes		London	South East (excl London)	South West	West Midlands	East Midlands	East Anglia	Yorkshire & Humber	North East	North West	Scotland	Wales	Northern Ireland
<b>BIG FOUR</b>																					
	20,000+	-	400+	•	•	•	•	•		•	•	•	•	•	•	•	•	•	•	•	•
	365,000	-	-	•	•	•	•	•		•	•	•	•	•	•	•	•	•	•	•	-
	Over 16,000	-	Approx. 4,000	•	•	•	•	•		•	•	•	•	•	•	•	•	•	•	•	-
	25,000	-	-	•	•	•	•	•		•	•	•	•	•	•	•	•	•	•	•	•
<b>NATIONAL</b>																					
	530	37	104	•	•	•	•	•		-	-	-	-	-	•	•	•	•	-	-	-
	3,700	600	-	•	•	•	-	•		•	•	•	•	•	•	•	•	•	•	•	-
	7,000	400	c.1,000	•	•	•	•	•		•	•	•	•	•	•	-	•	•	-	-	-
	245	17	110	•	•	•	•	•		•	-	-	•	-	-	-	•	-	-	-	-









COMPANY	EMPLOYEE NUMBERS			OPPORTUNITIES OFFERED						OFFICE LOCATIONS BY REGION											
	No. of Employees	No. of Partners	No. of Trainees	Graduate Jobs	Placements	Internships	Insight Days	School Leaver Schemes		London	South East (excl London)	South West	West Midlands	East Midlands	East Anglia	Yorkshire & Humber	North East	North West	Scotland	Wales	Northern Ireland
 BHP	Over 450	36	120-180	●	●	-	●	●		-	-	-	-	●	-	●	-	-	-	-	-
 Bishop Fleming	500	46	150+	●	●	-	-	●		-	-	●	●	-	-	-	-	-	-	-	-
 COOPER PARRY	595	47	200	●	●	-	-	●		●	-	-	●	●	-	-	-	-	-	-	-
 Crowe	1,200+	90+	400+	●	-	-	-	●		●	-	●	●	-	-	-	-	●	-	-	-
 evelyn PARTNERS	3,200+	-	-	●	●	●	-	●		●	●	●	-	-	●	●	●	-	●	-	-
 ForrestBrown® <small>R&amp;D tax credit consultancy</small>	135	-	-	●	-	-	-	-		●	-	●	-	-	-	-	-	-	●	-	-
 Forrester Boyd   CHARTERED ACCOUNTANTS	140	16	39	●	●	-	-	●		-	-	-	-	●	-	●	-	-	-	-	-
 Grant Thornton	5,000+	200+	800+	●	●	●	-	●		●	●	●	●	●	●	●	-	●	●	●	-
 Hawsons	88	12	18	●	-	●	-	-		-	-	-	-	●	-	●	-	-	-	-	-

COMPANY	EMPLOYEE NUMBERS			OPPORTUNITIES OFFERED						OFFICE LOCATIONS BY REGION											
	No. of Employees	No. of Partners	No. of Trainees	Graduate Jobs	Placements	Internships	Insight Days	School Leaver Schemes		London	South East (excl London)	South West	West Midlands	East Midlands	East Anglia	Yorkshire & Humber	North East	North West	Scotland	Wales	Northern Ireland
	850	64	200	•	•	•	•	•		•	-	-	-	-	-	-	•	-	•	-	-
	145	9	52	•	-	-	-	•		•	•	-	-	-	•	-	-	-	-	-	-
	3,300+	165+	500+	•	•	•	•	•		•	•	•	•	•	-	•	•	•	•	•	-
	550+	44	130+	•	•	-	-	•		•	•	-	-	-	-	-	-	-	-	•	-
	372	27	101	•	•	•	•	-		-	-	-	•	-	-	-	•	-	-	-	-
	500	40	139	•	•	•	•	•		•	-	-	-	-	-	•	-	•	-	-	-
	350+	36	80+	•	•	•	-	•		•	-	-	-	-	•	-	-	-	-	-	-
	4,000	250	c.550	•	•	•	-	•		•	•	•	•	•	•	•	•	•	•	-	-
	930+	96	100+	•	•	•	-	•		•	•	-	•	•	•	•	-	•	-	•	•









COMPANY	EMPLOYEE NUMBERS			OPPORTUNITIES OFFERED						OFFICE LOCATIONS BY REGION											
	No. of Employees	No. of Partners	No. of Trainees	Graduate Jobs	Placements	Internships	Insight Days	School Leaver Schemes		London	South East (excl London)	South West	West Midlands	East Midlands	East Anglia	Yorkshire & Humberside	North East	North West	Scotland	Wales	Northern Ireland
<b>REGIONAL (LONDON &amp; SOUTH EAST)</b>																					
	86	12	14	●	-	-	-	-		●	●	-	-	-	-	-	-	-	-	-	-
	7	2	2	-	-	-	-	●		●	-	-	-	-	-	-	-	-	-	-	-
	150	24	40	●	-	-	-	●		●	-	-	-	-	-	-	-	-	-	-	-
	230+	23	65	●	-	●	-	●		●	-	-	-	-	-	-	-	-	-	-	-
	660	79	-	●	●	-	●	●		●	-	-	-	-	-	-	-	-	-	-	-
	115	19	18	●	-	-	-	-		●	●	-	-	-	-	-	-	-	-	-	-
	60	10	11	●	-	-	-	-		●	-	-	-	-	-	-	-	-	-	-	-
	554	51	157	●	-	-	-	●		●	-	-	-	-	-	-	-	-	-	-	-
	60	12	10	●	-	-	-	-		●	-	-	-	-	-	-	-	-	-	-	-







COMPANY	EMPLOYEE NUMBERS			OPPORTUNITIES OFFERED						OFFICE LOCATIONS BY REGION											
	No. of Employees	No. of Partners	No. of Trainees	Graduate Jobs	Placements	Internships	Insight Days	School Leaver Schemes		London	South East (excl London)	South West	West Midlands	East Midlands	East Anglia	Yorkshire & Humberside	North East	North West	Scotland	Wales	Northern Ireland
 CRITCHLEYS <small>EST. 1904</small>	90	6	c.25	●	-	-	-	●		-	●	-	-	-	-	-	-	-	-	-	-
 ECOVIS®	c.80	8	20+	●	●	●	-	●		●	-	-	-	-	-	-	-	-	-	-	-
 Galloways Accounting	200	20	40	●	●	●	-	●		-	●	-	-	-	-	-	-	-	-	-	-
 GERALD EDELMAN	150	18	22	●	-	-	-	-		●	-	-	-	-	-	-	-	-	-	-	-
 Goodman Jones	82	13	21	●	●	-	-	●		●	-	-	-	-	-	-	-	-	-	-	-
 Gravita	Over 400	42	80	●	-	-	-	-		●	-	-	-	-	-	-	-	-	-	-	-
 HASLERS <small>intentionally different</small>	89	11	27	●	●	●	-	●		-	●	-	-	-	-	-	-	-	-	-	-
 HAT Group of Accountants	Varies	-	Varies	●	-	-	-	●		●	●	-	-	-	-	-	-	-	-	-	-
 haysmacintyre	517	38	177	●	●	-	-	●		●	-	-	-	-	-	-	-	-	-	-	-

COMPANY	EMPLOYEE NUMBERS			OPPORTUNITIES OFFERED						OFFICE LOCATIONS BY REGION											
	No. of Employees	No. of Partners	No. of Trainees	Graduate Jobs	Placements	Internships	Insight Days	School Leaver Schemes		London	South East (excl London)	South West	West Midlands	East Midlands	East Anglia	Yorkshire & Humberside	North East	North West	Scotland	Wales	Northern Ireland
 HillierHopkins	220	17	35	●	●	-	-	-		●	●	-	-	-	-	-	-	-	-	-	-
 HWFisher	300	24	60	●	●	-	-	●		●	-	-	-	-	-	-	-	-	-	-	-
 KRESTON REEVES	517	49	113	●	●	●	-	●		●	●	-	-	-	-	-	-	-	-	-	-
 LUBBOCK FINE	150	17	50	●	●	-	-	-		●	-	-	-	-	-	-	-	-	-	-	-
 Mercer & Hole	240	24	60	●	-	-	-	●		●	●	-	-	-	-	-	-	-	-	-	-
 mgi midgley snelling llp <small>CHARTERED ACCOUNTANTS</small>	24	5	8	●	-	-	-	●		-	●	-	-	-	-	-	-	-	-	-	-
 MOORE Kingston Smith	700+	75	180	●	●	●	-	●		●	●	-	-	-	-	-	-	-	-	-	-
 Myers Clark	38	3	-	●	●	●	-	●		-	●	-	-	-	-	-	-	-	-	-	-
 nyman LIBSON PaUL	112	17	24	●	-	-	-	-		●	●	-	-	-	-	-	-	-	-	-	-

COMPANY	EMPLOYEE NUMBERS			OPPORTUNITIES OFFERED						OFFICE LOCATIONS BY REGION											
	No. of Employees	No. of Partners	No. of Trainees	Graduate Jobs	Placements	Internships	Insight Days	School Leaver Schemes		London	South East (excl London)	South West	West Midlands	East Midlands	East Anglia	Yorkshire & Humber	North East	North West	Scotland	Wales	Northern Ireland
 <p><b>RAWLINSON &amp; HUNTER</b> Chartered Accountants Chartered Tax Advisers</p>	250+	20	-	●	-	●	●	●		●	●	-	-	-	-	-	-	-	-	-	-
 <p><b>rouse</b> Chartered Accountants</p>	80	6	15	●	●	-	-	●		-	●	-	-	-	-	-	-	-	-	-	-
 <p><b>shipleys</b> LLP Chartered Accountants &amp; Professional Business Advisors</p>	c.127	18	c.25	●	-	-	-	-		●	●	-	-	-	-	-	-	-	-	-	-
 <p><b>SRLV</b></p>	138	20	18	●	●	●	-	-		●	-	-	-	-	-	-	-	-	-	-	-
 <p><b>WELLDEN TURNBULL</b></p>	55	5	18	●	●	-	-	●		-	●	-	-	-	-	-	-	-	-	-	-
 <p><b>wellers</b> business oxygen</p>	75+	15	30+	●	-	-	-	●		●	●	-	-	-	-	-	-	-	-	-	-
 <p><b>Whitley Stimpson</b> CHARTERED ACCOUNTANTS AND BUSINESS ADVISORS</p>	88	6	20	●	-	-	-	●		-	●	-	-	-	-	-	-	-	-	-	-
 <p><b>wmt</b> chartered accountants</p>	72	7	10	●	-	-	-	●		-	●	-	-	-	-	-	-	-	-	-	-



COMPANY	EMPLOYEE NUMBERS			OPPORTUNITIES OFFERED						OFFICE LOCATIONS BY REGION											
	No. of Employees	No. of Partners	No. of Trainees	Graduate Jobs	Placements	Internships	Insight Days	School Leaver Schemes		London	South East (excl London)	South West	West Midlands	East Midlands	East Anglia	Yorkshire & Humber	North East	North West	Scotland	Wales	Northern Ireland
<b>REGIONAL (OUTSIDE LONDON &amp; SOUTH EAST)</b>																					
	320	21	72	●	●	-	●	●		-	-	●	-	-	-	-	-	-	-	-	-
	30	5	6	●	●	-	-	●		-	-	-	●	-	-	-	-	-	-	-	-
	80+	5+	15+	●	-	-	-	●		-	-	-	-	-	-	-	●	-	-	-	-
	400+	35	77	●	-	-	-	●		-	-	-	-	●	-	-	-	-	-	-	-
	480+	31	104	●	●	-	-	●		-	-	●	-	-	-	-	-	-	-	-	-
	32	5	10	●	●	-	-	●		-	-	-	●	-	-	-	-	-	-	-	-
	50+	5	20	●	-	-	●	●		-	-	-	-	-	-	●	-	-	-	-	-
	375	28	85	●	●	●	●	●		-	-	-	-	-	●	-	-	-	-	-	-

COMPANY	EMPLOYEE NUMBERS			OPPORTUNITIES OFFERED						OFFICE LOCATIONS BY REGION											
	No. of Employees	No. of Partners	No. of Trainees	Graduate Jobs	Placements	Internships	Insight Days	School Leaver Schemes		London	South East (excl London)	South West	West Midlands	East Midlands	East Anglia	Yorkshire & Humber	North East	North West	Scotland	Wales	Northern Ireland
 Different because you are	300+	22	55	●	-	-	-	●		-	-	-	-	-	●	-	-	-	-	-	-
 CHARTERED ACCOUNTANTS TAX • AUDIT • ADVISORY	56	7	9	●	-	-	-	●		-	-	-	-	●	-	-	-	-	-	-	-
 CHARTERED ACCOUNTANTS AND CHARTERED TAX ADVISERS	42	6	16	●	●	-	-	-		-	-	-	-	●	-	-	-	-	-	-	-
	260	20	65	●	-	●	-	●		-	-	-	-	-	●	-	-	-	-	-	-
 Shared Ambition	933	58	223	●	●	-	-	●		-	-	●	-	-	-	-	-	-	-	-	-
 ACCOUNTANTS GROUP	92	10	10	●	-	-	-	-		-	-	-	●	-	-	-	-	-	-	-	-